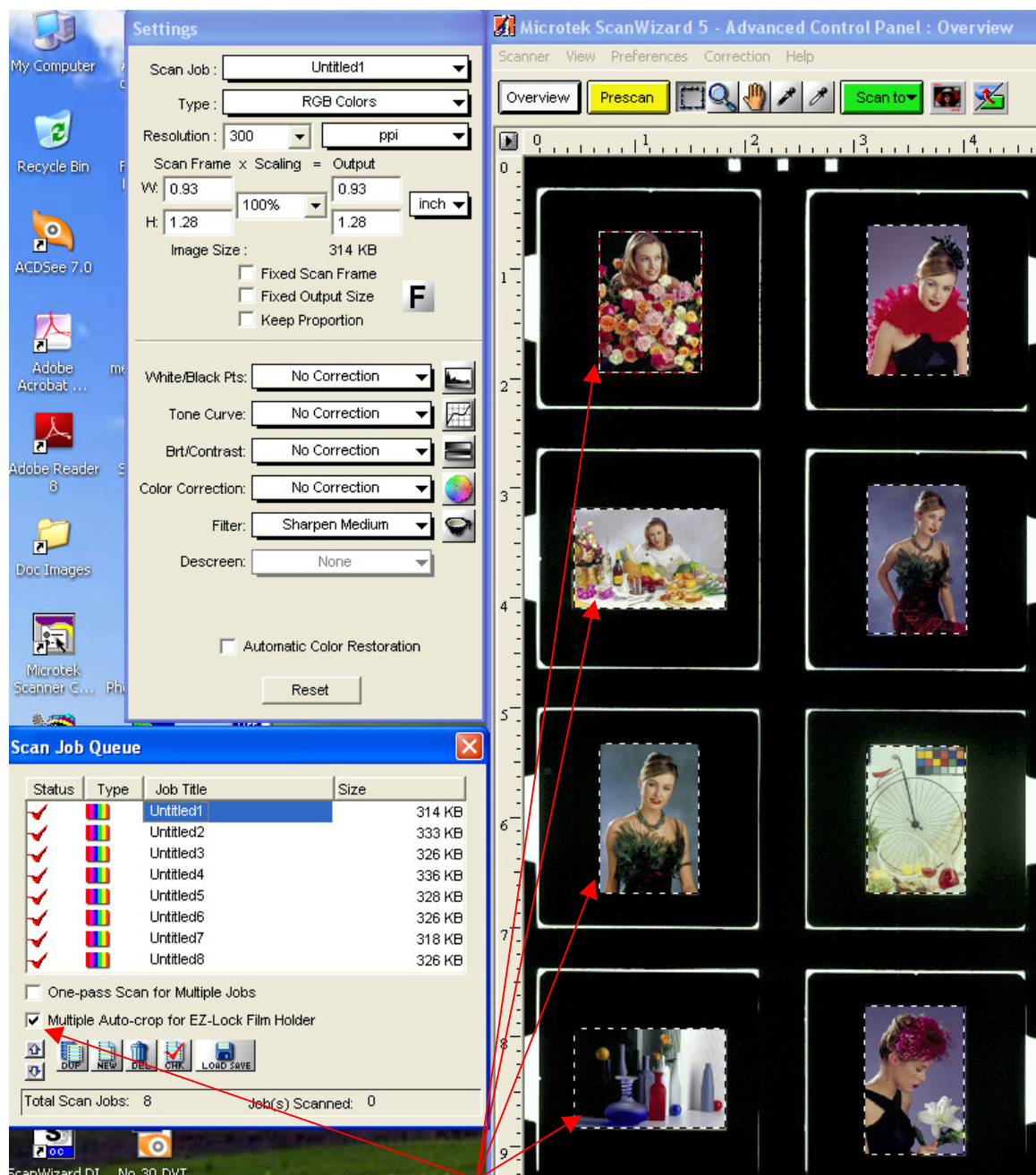


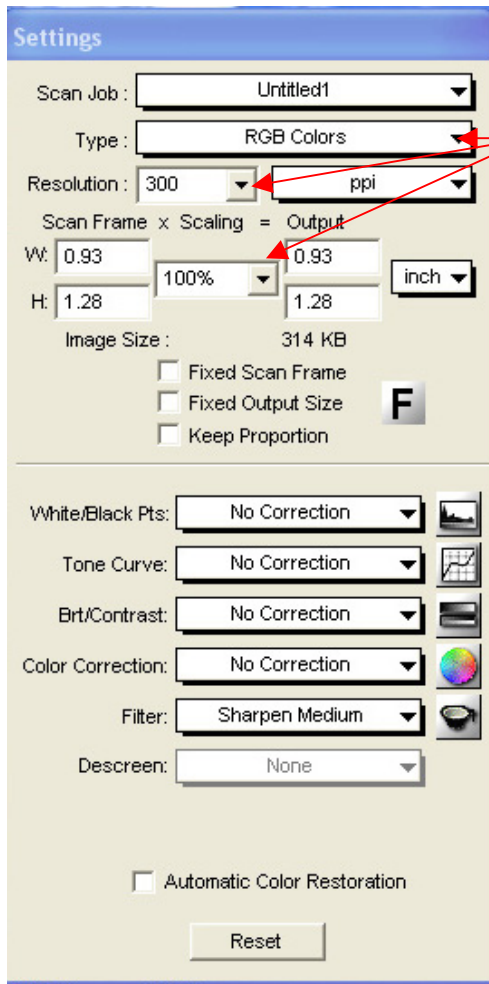
One way to enable the feature of [One Pass Scan for Multiple Jobs](#) in Advanced Control Panel of SW 5

The feature of [One Pass Scan for Multiple Jobs](#) can support to complete all of scan jobs in one scanning at a time. You can find out this optional feature is existed in [Scan Job Queue](#) window as below illustration. (the tested scanner is ScanMaker s480 with 35mm slide template.)



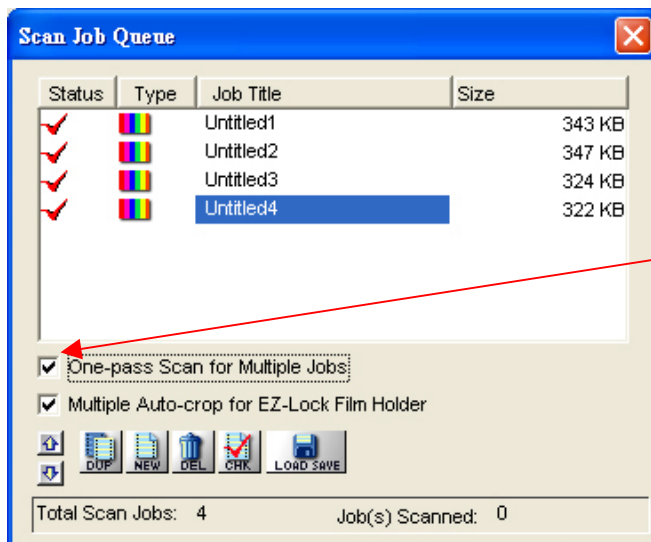
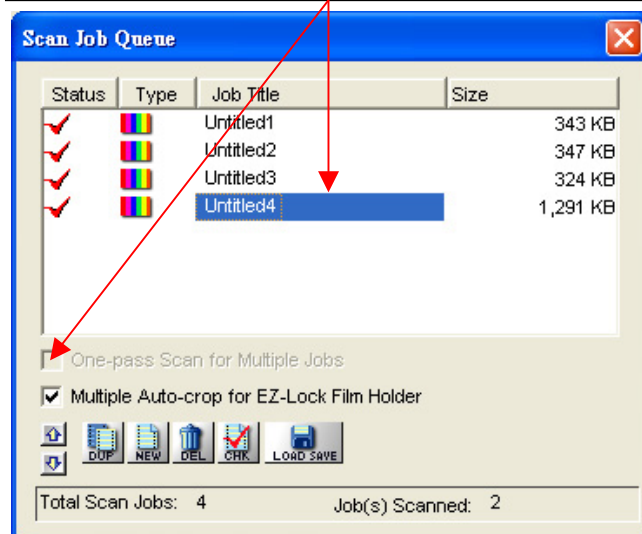
There are two optional features are existed in [Scan Job Queue](#) window, one is [One Pass Scan for Multiple Jobs](#), another is [Multiple Auto-crop for EZ-Lock Film Holder](#). The " [Multiple Auto-crop for EZ-Lock Film Holder](#) " option shall be checked in Scan Job Queue window of Advanced Control Panel, it is for scanner to perform automatic cropping feature during Overview scanning in film mode. Above illustration list you there are 8 scan jobs in [Scan Job Queue](#) window.

It is to perform the feature of **One Pass Scan for Multiple Jobs** in Advanced Control Panel of ScanWizard 5, the **Color Type**, **Resolution**, **Scaling** setting in **Settings** Window shall be the same for each of scan job in Scan Job Queue, or the feature of **One Pass Scan for Multiple Jobs** in **Scan Job Queue** window will be gray out as below illustration.

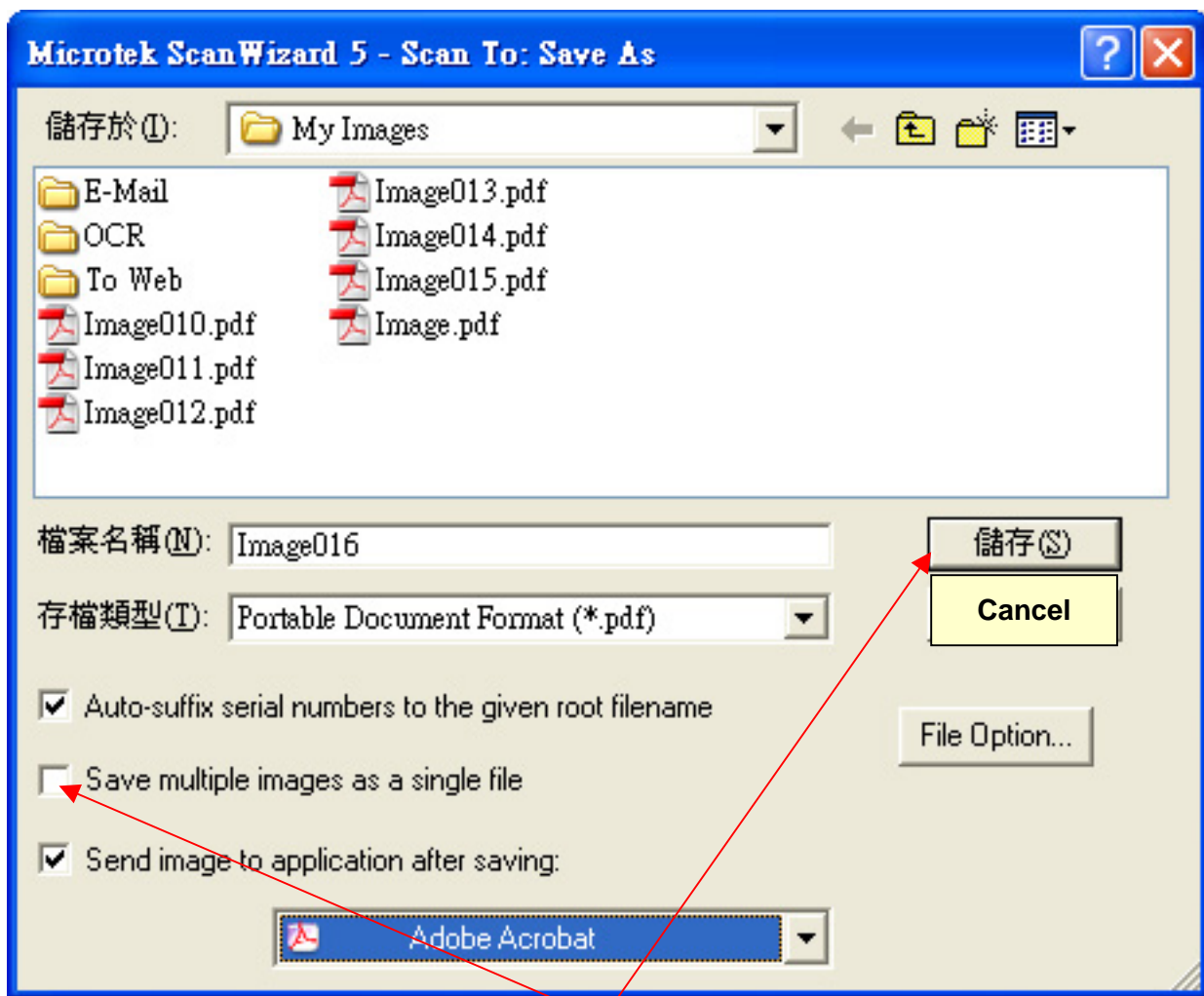


If you want to perform the feature of **One Pass Scan for Multiple Jobs** in **Scan Job Queue** window, the **Color Type**, the **Resolution**, the **Scaling** setting in **Settings** Window shall be the same for each of scan job in Scan Job Queue.

The feature of **One Pass Scan for Multiple Jobs** in **Scan Job Queue** window is gray out due to the resolution setting in scan job (untitled 4) is different from other scan jobs. By this way, all of scan jobs can not be completed in one scanning.



The option : " **One Pass Scan for Multiple Jobs** " shall be checked in Scan Job Queue window of Advanced Control Panel, it is for scanner to complete all of scan jobs in one scanning at a time.



If you want to perform the feature of [One Pass Scan for Multiple Jobs](#) in [Scan Job Queue](#) window, the option of “ [Save multiple images as a single file](#) ” shall be unchecked. After the setting in [Scan To](#) is done, you can click “ [Save](#) ” and perform the feature of [One Pass Scan for Multiple Jobs](#), by this way, all of scan jobs in [Scan Job Queue](#) can be completed in one scanning at a time.

If the option of [One Pass Scan for Multiple Jobs](#) is unchecked in [Scan Job Queue](#), by this way, all of scan jobs in [Scan Job Queue](#) can not be completed in one scanning at a time, and each of scan job will be done in ScanWizard 5 one by one respectively (this means 4 scan jobs in [Scan Job Queue](#) shall be done in 4 scanning.).

P.S. :If there is more than one scan job is existed in [Scan Job Queue](#) window, by this way, the feature of [One Pass Scan for Multiple Jobs](#) can be checked in [Scan Job Queue](#) window.